



APARTMENT FIRE SAFETY



Be Fire Safe!

300 apartment fires occur per day in the U.S.

How safe are you?

SURVEY YOUR BUILDING

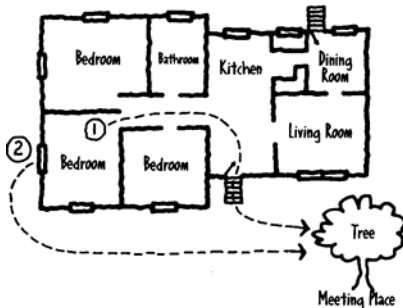
Determine what types of fire and life safety systems are present, including fire alarm systems, smoke alarms, sprinklers, fire extinguishers, and manual pull stations. If you are not completely familiar with your fire alarm system or other fire protection features, contact your building manager.

PLAN AHEAD

Planning can save minutes and lives. Develop a fire safety plan with your family. Practice your escape at least twice a year (at least once at night without lighting). Know What to Do if you are trapped by smoke.

MAKE EXIT PLANS

Make a drawing of your apartment and identify two ways out from all rooms, especially from bedrooms. Choose a safe meeting place outside. Make sure children can open any window, descend a ladder, or lower themselves to the ground.



IF YOU HEAR A SMOKE ALARM WHILE SLEEPING...


- Roll out of bed.
- Don't stand up.
- Crawl to the door.
- Stay low to avoid smoke and heat.
- Test the door for heat with the back of your hand. If cool, brace your shoulder against the door and open it cautiously. Be ready to slam it if you feel heat.
- If the door is warm, use your second exit. Lower children to the ground before you exit from the window. They may panic and not follow.
- Evacuate the building, alerting others as you leave. Be sure to stay low under the smoke.
- Go to your meeting place.
- Call 9-1-1 from a safe place.



If You Are Trapped By Smoke

Close the door between you and smoke. Stuff cracks and cover vents to keep smoke out. If there's a nearby phone, call 9-1-1 and give your exact location. Wait near a window and signal with a sheet or flashlight.

*Practice,
Practice,
Practice*



*Your Escape
Plan
With the Entire Family*

SMOKE ALARMS

Having working smoke alarms can mean the difference between life and death. A fire can destroy a home in just a few minutes. A smoke alarm provides warning of danger so you can escape immediately and call for help.



As of July 1, 2000, Kitsap County, including cities of Bremerton, Port Orchard, Poulsbo and Bainbridge Island required apartment owners to provide working smoke alarms in all bedrooms. This will enhance and supplement the existing smoke alarms outside the bedrooms.

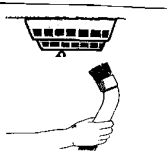
MAINTAIN SMOKE ALARMS

Occupants are responsible for maintaining smoke alarms in their units.



Test at least once a month using the test button.

Clean at least once a year. Dust with vacuum.



Replace the battery, if battery-operated, at least once a year (exception: lithium 10-year smoke detectors).

OTHER SAFETY TIPS

Sleep with your bedroom door closed. The door helps hold back smoke and fire while you escape.

Keep matches and lighters out of reach of children and teach older kids how to use them safely.



When cleaning the fireplace, never place the ashes in paper bags or cardboard boxes. Use metal containers.

Never leave cooking unattended. If you need to leave the kitchen, take a wooden spoon or mitt to remind you something is on the stove, in the microwave or oven.

For More Information

Kitsap County Fire Marshal's Office
(360) 337-7181

City of Bremerton Fire Marshal's Office
(360) 473-5384

City of Poulsbo Fire Marshal's Office
(360) 697-8284

City of Bainbridge Island Fire Marshal's Office
(206) 842-7686